



Kiwa Ltd.
 Unit 5 Prime Park Way
 Prime Enterprise Park
 Derby
 DE1 3QB
 +44 (0)1332 383333
 uk.bpenquiries@kiwa.com
 www.kiwa.co.uk/bda

BAW-25-387-P-A-UK
BDA Agrément®
Proshield Self Adhesive Breather
Membrane

Don & Low Ltd.
 Newfordpark House
 Glamis Road, Forfar
 Angus
 DD8 1FR
 +44 (0)1307 452200
 enquiries@donlow.co.uk
 www.donlow.co.uk

SCOPE OF AGRÉMENT

This BDA Agrément® (hereinafter 'Agrément') relates to Proshield Self Adhesive Breather Membrane (hereinafter the 'Product') which allows water vapour to escape from inside the building whilst providing protection against water penetration. The Product is for use in sheathed structural timber-frame (hereinafter 'STF') and light gauge steel-frame (hereinafter 'LGSF') walls with a cavity and a masonry outer leaf, weatherboarding or tile/slate cladding and in floor cassette constructions. The Product is for existing and new dwellings, and buildings other than dwellings.

DESCRIPTION

The Product is a fully self-adhesive, three-layer polypropylene spunbond membrane; laminated with a breathable polypropylene (hereinafter 'PP') film and coated with a vapour-permeable adhesive and a silicone coated polyethylene terephthalate (hereinafter 'PET') release liner.

ILLUSTRATION



THIRD-PARTY ACCEPTANCE

None requested by the Agrément holder.

STATEMENT

It is the opinion of Kiwa Ltd. that the Product is safe and fit for its intended use, provided it is specified, installed and used in accordance with this Agrément.

Craig Devine
 Operations Manager, Building Products

Alpheo Mlotha CEng FIMMM MBA
 Business Unit Manager, Building Products

SUMMARY OF AGRÉMENT

This document provides independent information to specifiers, specialists, engineers, building control personnel, contractors, installers and other construction industry professionals who are considering the safety and fitness for purpose of the Product. This Agrément covers the following:

- Conditions of use;
- Production Control, Quality Management System and the Annual Verification Procedure;
- Product components and ancillary items, points of attention for the Specifier and examples of details;
- Installation;
- Independently assessed Product characteristics and other information;
- Compliance with national Building Regulations, other regulatory requirements and Third-Party Acceptance, as appropriate;
- Sources.

MAJOR POINTS OF ASSESSMENT

Moisture control - see Section 2.2.7 - the Product:

- can contribute to limiting the risk of interstitial and surface condensation;
- will provide protection against water penetration.

Strength - see Section 2.2.8 - the Product has adequate strength to resist minor damage during the wall or floor construction.

Fire performance - see Section 2.2.9 - the Product is classified as European Classification B-s1, d0, in accordance with BS EN 13501-1.

Durability - see Section 2.2.10 - the Product shall have a service life durability equivalent to that of the building into which it is incorporated.

UKCA, UKNI and CE marking - see Section 2.2.11 - the Agrément holder has responsibility for conformity marking, in accordance with all relevant British and European Product Standards.

CONTENTS

Section 1 - General considerations

- 1.1 - Conditions of use
- 1.2 - Production Control and Quality Management System
- 1.3 - Annual Verification Procedure - continuous surveillance

Section 2 - Technical assessment

- 2.1 - Product components and ancillary items
- 2.2 - Points of attention to the Specifier
- 2.3 - Examples of typical details
- 2.4 - Installation
- 2.5 - Independently assessed Product characteristics

Section 3 - CDM, national Building Regulations and Third-Party Acceptance

- 3.1 - The Construction (Design and Management) Regulations 2015 and The Construction (Design and Management) Regulations (Northern Ireland) 2016
- 3.2 - The national Building Regulations
- 3.3 - Third-Party Acceptance

Section 4 - Sources

Section 5 - Amendment history

Section 6 - Conditions of use

1 GENERAL CONSIDERATIONS

1.1 CONDITIONS OF USE

1.1.1 Limitations

This Agrément has been prepared in accordance with the mandatory requirements defined in the relevant Kiwa Technical Requirement. Some information in this Agrément is provided for guidance or reference purposes only; this information falls outside the scope of the Technical Requirement.

1.1.2 Application

The assessment of the Product relates to its use in accordance with this Agrément and the Agrément holder's requirements.

1.1.3 Assessment

Kiwa Ltd. has assessed the Product in combination with relevant test reports, technical literature, the Agrément holder's quality plan, DoPs and site visit, as appropriate.

1.1.4 Installation supervision

The quality of installation and workmanship shall be controlled by a competent person who shall be an employee of the installation company (hereinafter 'Installer').

The Product shall be installed strictly in accordance with the instructions of the Agrément holder and the requirements of this Agrément.

1.1.5 Geographical scope

The validity of this document is limited to England, Wales, Scotland and Northern Ireland, with due regard to Section 3 of this Agrément (CDM, national Building Regulations and Third-Party Acceptance).

1.1.6 Validity

The purpose of this Agrément is to provide well-founded confidence to apply the Product within the scope described. The validity of this Agrément is as published on www.kiwa.co.uk/bda.

1.2 PRODUCTION CONTROL AND QUALITY MANAGEMENT SYSTEM

Kiwa Ltd. has conducted an audit of the Agrément holder and determined that they fulfil all their obligations in relation to this Agrément in respect of the Product.

The initial audit demonstrated that the Agrément holder has a satisfactory Quality Management System (QMS) and is committed to continuously improving their quality plan. Document control and record-keeping procedures were deemed satisfactory. A detailed Production Quality Specification (PQS) has been compiled to ensure traceability and compliance under the terms of this Agrément.

1.3 ANNUAL VERIFICATION PROCEDURE - CONTINUOUS SURVEILLANCE

To demonstrate that the Product conforms with the requirements of the technical specification described in this Agrément, an Annual Verification Procedure has been agreed with the Agrément holder in respect of continuous surveillance and assessment, and auditing of the Agrément holder's QMS.

2 TECHNICAL ASSESSMENT

This Agrément does not constitute a design guide for the Product. It is intended only as an assessment of safety and fitness for purpose.

2.1 PRODUCT COMPONENTS AND ANCILLARY ITEMS

2.1.1 Components included within the scope of this Agrément

The components listed in Table 1 below are integral to the Product.

Table 1 - Integral components

Product	Description	Dimensions
Proshield Self Adhesive Breather Membrane	a coloured (blue - obverse face, grey - reverse face), self-adhesive, three-layer PP spunbond membrane; laminated with a breathable PP film and a silicone-coated PET release liner. The adhesive is applied to the entire back surface of the membrane. The Product has a weight of 220 g/m ² (without release liner) or 270 g/m ² (with release liner); manufactured in accordance with BS EN 13859-2	0.66 mm thick without release liner (0.68 mm thick with release liner), 1.5 m wide by 50 m long

2.1.2 Ancillary items falling outside the scope of this Agrément

The following ancillary items detailed in this Section may be used in conjunction with the Product, but fall outside the scope of this Agrément:

- Proshield Cover Strip;
- sheathing board;
- LGSF/STF supporting wall;
- insulation;
- floor cassette construction;
- mechanical fixings.

2.2 POINTS OF ATTENTION TO THE SPECIFIER

2.2.1 Design

2.2.1.1 Design responsibility

A Specifier may undertake a project-specific design, in which case it is recommended that the Specifier co-operates closely with the Agrément holder. The Specifier or Installer is responsible for the final as-built design.

2.2.1.2 Basis of design

The characteristics detailed in the section titled 'Major Points of Assessment' shall be considered during the use of the Product.

2.2.1.3 General design considerations

The supporting structure shall be structurally sound and designed and constructed in accordance with current Building Regulations, British Standards and relevant Codes of Practice.

STF supporting walls shall be designed in accordance with BS EN 1995-1-1 and BS EN 14081-1. The timber structure shall not be less than 37 mm thick, with a minimum width of 72 mm.

LGSF supporting walls shall be designed in accordance with BS EN 1993-1-1 and BS EN 1993-1-3. The steel structure shall be not less than 1.2 mm thick, with a minimum of 50 mm flanges.

The Product is suitable for exposure during a typical construction period but shall subsequently be protected from exposure to weather conditions.

The Product is suitable for use in external wall constructions behind claddings with closed joints.

2.2.1.4 Project-specific design considerations

The project-specific design shall:

- be determined by the Specifier;
- consider the exposure zones where the Product is installed;
- take into account the requirements of the relevant national Building Regulations - see Section 3.2;
- take into account the service life durability required - see Section 2.2.10.

No pre-installation survey is required.

The Product shall be cut to fit around openings, connections, and penetrations. Gaps shall be minimised; care and attention shall be given to cut edges and penetrations to ensure they are appropriately detailed and sealed.

The Product shall be fixed so as to shed water away from the sheathing board and below the lowest timber/steel frame. Upper layers shall be lapped over lower layers.

Horizontal and vertical overlaps shall be at least 75 mm. At corners, overlaps shall be at least 75 mm.

A condensation risk analysis shall be carried out at the design stage, in accordance with BS 5250.

2.2.2 Applied building physics (heat, air, moisture)

A Specialist shall check the hygrothermal behaviour of a project-specific design incorporating the Product and, if necessary, offer advice on improvements to achieve the final specification. The Specialist can be either a qualified employee of the Agrément holder or a suitably qualified consultant (in which case it is recommended that the Specialist co-operates closely with the Agrément holder).

2.2.3 Permitted applications

Only applications designed according to the specifications given in this Agrément are permitted. In each case, the Specifier and Installer shall co-operate closely with the Agrément holder.

2.2.4 Installer competence level

The Product shall be installed strictly in accordance with the instructions of the Agrément holder and the requirements of this Agrément.

Installation can be undertaken by competent persons experienced in this type of work.

2.2.5 Delivery, storage and site handling

The Product is delivered in suitable packaging bearing relevant identification information (such as the Product name, production identification date or batch number, the Agrément holder's name, etc.) and, where applicable, the BDA Agrément® logo incorporating the number of this Agrément.

Prior to installation, the Product shall be stored in accordance with the Agrément holder's requirements. Good housekeeping protocols shall be followed to avoid damage.

The Product shall be:

- packaged in a polythene bag for individual rolls and 20 rolls placed in cardboard box;
- kept in a dry state, with boxes or pallets protected from weather (rain, frost and humidity) by plastic sheeting or similar;
- protected from direct sunlight for extended periods of time;
- stored away from sources of ignition, heat and oxidising agents.

2.2.6 Maintenance and repair

Once installed, the Product does not require regular maintenance. For advice in respect of repair, consult the Agrément holder.

Any damage to the membrane occurring during installation shall be repaired by laying another sheet over the damaged area (at least 150 mm by 150 mm) and sealing it correctly, ensuring water is shed away from the sheathing board.

Performance factors in relation to the Major Points of Assessment

2.2.7 Moisture control

Condensation risk

The Product is classified as a breather membrane in accordance with BS 5250 and the water vapour resistance shall be taken to be less than or equal to 0.6 MNs/g.

External walls and floors incorporating the Product can adequately limit the risk of interstitial and surface condensation when designed and constructed in accordance with BS 5250 and BRE Report 262.

The risk of condensation occurring will depend upon the effectiveness of the Product's installation, the internal and external conditions and the properties and vapour resistance of other materials used in the wall construction.

2.2.8 Strength

The Product has been tested (as detailed in Section 2.5.2) to determine its:

- tensile strength and elongation;
- resistance to tearing;
- peel resistance of joints.

2.2.9 Fire performance

The Product is classified as European Classification B-s1, d0, in accordance with BS EN 13501-1.

Specifiers shall refer to the relevant national Building Regulations for detailed conditions of use regarding requirements for supporting wall fire performance, cavity closers and barriers, fire stopping of service penetrations and combustibility limitations for other materials (including thermal insulation and cladding) used in the overall wall construction.

2.2.10 Durability

The Product shall have a service life durability equivalent to that of the building into which it is incorporated. The expected lifespan of the building itself shall be at least 60 years.

Once installed, the Product is not susceptible to damage from environmental conditions normally encountered in the UK.

2.2.11 UKCA, UKNI and CE marking

The British and European standard for the Product is BS EN 13859-2.

Diagram 1 - Horizontal installation method

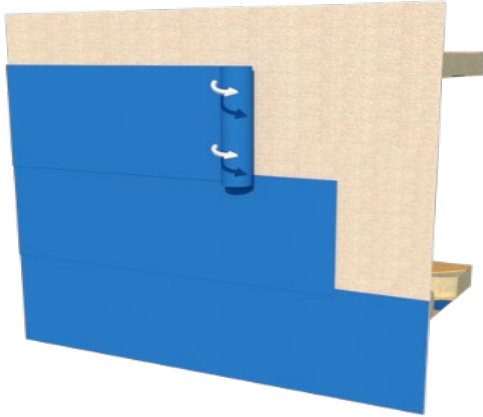


Diagram 2 - Vertical installation method

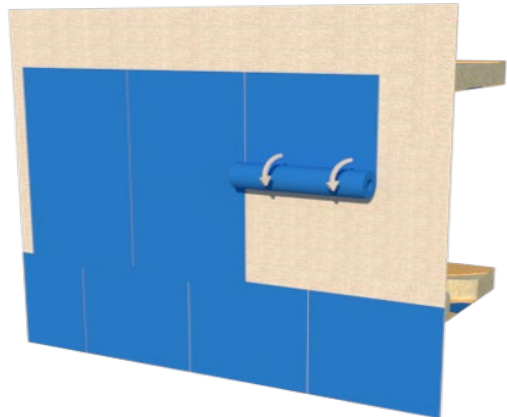


Diagram 3 - Floor cassette applications

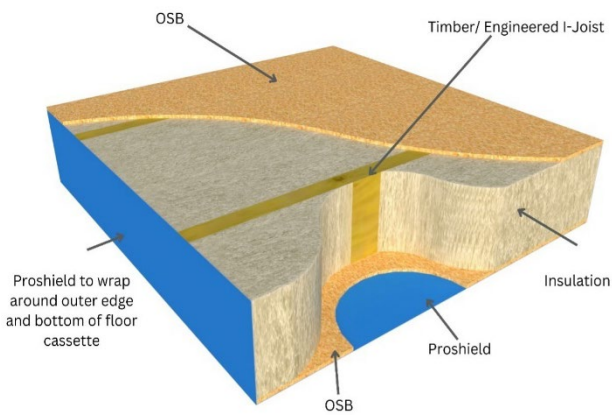
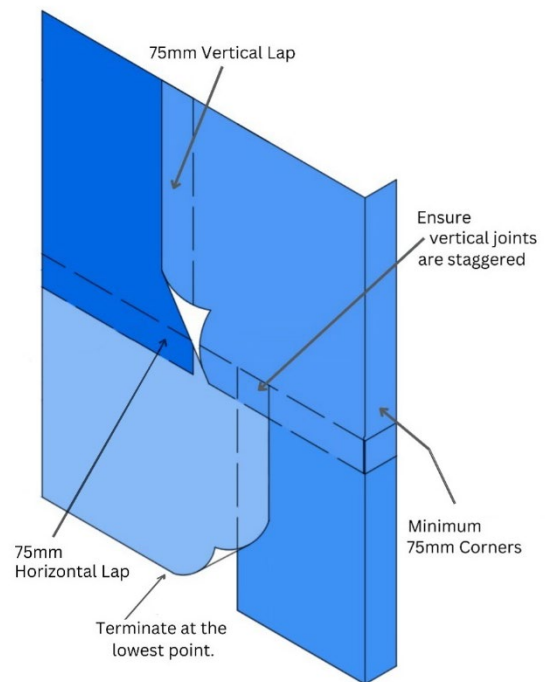


Diagram 4 - Overlap details



2.4 INSTALLATION

The Product shall be installed strictly in accordance with the instructions (hereinafter 'Installation Manual') of the Agrément holder, the requirements of this Agrément and the requirements of BS 8000-0.

2.4.1 Project-specific installation considerations

No pre-installation survey is required.

2.4.2 Preparation

The following considerations apply before starting the work:

- sheathing board and fixings shall be appropriately installed;
- the minimum air and surface temperature at which installation can take place is -5 °C;
- tears and punctures during installation shall be treated with a patch (minimum of 150 mm by 150 mm), cut from the main roll or an offcut.

The following works shall be undertaken before installing the Product:

- the Product shall be installed directly from the roll, pulled tightly and applied either vertically or horizontally, depending on the wall height;
- the substrates to be covered with the Product shall be clean, dry and free from contaminants, sharp protrusions, or other matter that may hinder the adhesion of the membrane.

2.4.3 Outline installation procedure

Detailed installation procedures can be found in the Agrément holder's Installation Manual.

The outline procedure is as follows:

Wall construction

- measure and mark the substrate with chalk lines or similar, for guidance;
- starting at the corner, peel back the release liner by approximately 150 mm;
- for horizontal installations, fix the Product starting from the lower corner throughout the length of the wall. Once the row is complete, start the next row above, allowing a minimum of 75 mm vertical overlap;
- for vertical installations, fix the Product starting from the top corner of the wall and progressing downwards. Continue with the next layers, allowing a minimum of 75 mm horizontal overlap;
- at corners, overlaps shall be at least 75 mm;
- cut out any penetrations during application or apply the Product over the top and cut them out afterwards. The Product shall be continuous where possible;
- using a stiff brush or roller, smooth out the Product and adhere to the substrate working from the centre out to release any air bubbles or creases;
- ensure that the lowest timber/steel frame in the wall is covered and protected by the Product;
- mark stud positions to allow for wall tie fixing;
- ensure that all edges and joints of the Product adhere, including areas where the Product is customised e.g. cuts around windows and other penetrations.

Floor construction

- install the Product continuously to the underside of the floor cassette and wrap around outer edge of the floor, allowing a minimum of 75 mm overlaps;
- cover the exposed face of the floor cassette with 300 mm Proshield Cover Strip and seal all junctions between the wall and floor, ensuring a minimum of 75 mm overlap.

2.4.4 Finishing

The following finishing is required on completion of the installation:

- finishes to be applied in accordance with the instruction of the manufacturer/Specifier (outside the scope of this Agrément).

2.5 INDEPENDENTLY ASSESSED PRODUCT CHARACTERISTICS

2.5.1 Moisture control

Test			Standard	Result
Water penetration	Control		BS EN 1928	W1
	Aged			
Water vapour diffusion-equivalent air layer thickness, S_d	grey face to humidity		BS EN ISO 12572	0.098 m
	blue face to humidity			0.089 m
Water vapour resistance	grey face to humidity			0.490 MNs/g
	blue face to humidity			0.445 MNs/g
Air permeability (positive pressure, 10 Pa to 100 Pa)			BS EN 12114	< 0.01 m ³ /h per m at v_{50} 50 Pa

2.5.2 Strength

Test			Standard	Result
Tensile strength	Control	MD	BS EN 12311-1 BS EN 13859-2	395 N/50 mm
		CD		240 N/50 mm
	Aged [^]	MD		380 N/50 mm
		CD		215 N/50 mm
Elongation	Control	MD		50 %
		CD		73 %
	Aged [^]	MD		40 %
		CD		59 %
Tear resistance	MD		BS EN 12310-1	247 N
	CD			333 N
Peel resistance of joints	Control		BS EN 12316-2	5.64 N/50mm
Flexibility at low temperature (-40 °C)			BS EN 1109	No cracks

[^] 336 hours UVA at 50 °C followed by 90 days heat ageing at 70 °C

2.5.3 Fire performance

Test	Standard	Result
Reaction to fire classification	BS EN 13501-1	B-s1, d0

3 CDM, NATIONAL BUILDING REGULATIONS AND THIRD-PARTY ACCEPTANCE

3.1 THE CONSTRUCTION (DESIGN AND MANAGEMENT) REGULATIONS 2015 AND THE CONSTRUCTION (DESIGN AND MANAGEMENT) REGULATIONS (NORTHERN IRELAND) 2016

Information in this Agrément may assist the client, principal designer/CDM co-ordinator, designer and contractors to address their obligations under these Regulations.

3.2 THE NATIONAL BUILDING REGULATIONS

In the opinion of Kiwa Ltd., the Product, if installed and used in accordance with Section 2 of this Agrément, can satisfy or contribute to satisfying the relevant requirements of the following national Building Regulations.

This Agrément shall not be construed to confer the compliance of any project-specific design with the national Building Regulations.

3.2.1 England

The Building Regulations 2010 and subsequent amendments

- B3(4) Internal fire spread (structure) - the Product can adequately resist the spread of fire and smoke within the cavity
- C2(b) Resistance to moisture - the Product can resist the passage of moisture when adequately installed
- C2(c) Resistance to moisture - the Product can contribute to limiting the risk of surface and interstitial condensation
- Regulation 7(1) Materials and workmanship - the Product is manufactured from suitably safe and durable materials for its application and can be installed to give a satisfactory performance, provided it is installed in accordance with the requirements of this Agrément
- Regulation 7(3) Materials and workmanship - the Product is exempt from height restrictions defined in Regulation 7(2)

3.2.2 Wales

The Building Regulations 2010 and subsequent amendments

- B3(4) Internal fire spread (structure) - the Product can adequately resist the spread of fire and smoke within the cavity
- C2(b) Resistance to moisture - the Product can resist the passage of moisture when adequately installed
- C2(c) Resistance to moisture - the Product can contribute to limiting the risk of surface and interstitial condensation
- Regulation 7(1) Materials and workmanship - the Product is manufactured from suitably safe and durable materials for its application and can be installed to give a satisfactory performance, provided it is installed in accordance with the requirements of this Agrément
- Regulation 7(3) Materials and workmanship - the Product is exempt from height restrictions defined in Regulation 7(2)

3.2.3 Scotland

The Building (Scotland) Regulations 2004 and subsequent amendments

3.2.3.1 Regulation 8(1) Durability, workmanship and fitness of materials

- the Product is manufactured from suitably safe and durable materials for its application and can be installed to give a satisfactory performance, provided it is installed in accordance with the requirements of this Agrément

3.2.3.2 Regulation 8(4) Durability, workmanship and fitness of materials

- the Product is exempt from height restrictions defined in Regulation 8(3)

3.2.3.3 Regulation 9 Building Standards - Construction

- 2.4 Cavities - the Product can contribute to inhibiting the unseen spread of fire and smoke within concealed spaces
- 3.10 Precipitation - the Product can resist precipitation penetrating to the inner face of the building
- 3.15 Condensation - the Product can contribute to limiting the risk of interstitial condensation
- 7.1(a)(b) Statement of sustainability - the Product can contribute to satisfying the relevant Requirements of Regulation 9, standard 1 to 6, and therefore can contribute to a construction meeting a bronze level of sustainability as defined in the Standard; in addition, the Product can contribute to a construction meeting a higher level of sustainability as defined in this Standard

3.2.3.4 Regulation 12 Building Standards - Conversions

- all comments given under Regulation 9 also apply to this Regulation, with reference to Schedule 6 of the Building (Scotland) Regulations 2004 and subsequent amendments, clause 0.12 of the Technical Handbook (Domestic) and clause 0.12 of the Technical Handbook (Non-domestic)

3.2.4 Northern Ireland

The Building Regulations (Northern Ireland) 2012 and subsequent amendments

- 23(1)(a)(i)(iii)(b)(i) Fitness of materials and workmanship - the Product is manufactured from suitably safe and durable materials for its application and can be installed to give a satisfactory performance, provided it is installed in accordance with the requirements of this Agrément
- 23(3) Fitness of materials and workmanship - the Product is exempt from height restrictions defined in Regulation 23(2)
- 28(b) Resistance to moisture and weather - the Product can be constructed to prevent the passage of moisture from the weather
- 29 Condensation - the Product can contribute to limiting the risk of interstitial condensation
- 35(4) Internal fire spread (structure) - the Product can adequately resist the spread of fire and smoke within the cavity

3.3 THIRD-PARTY ACCEPTANCE

None requested by the Agrément holder.

4 SOURCES

- BS EN ISO 9001:2015+A1:2024 Quality management systems. Requirements
- BS EN ISO 12572:2016 Hygrothermal performance of building materials and products. Determination of water vapour transmission properties. Cup method
- BS EN 1109:2013 Flexible sheets for waterproofing. Bitumen sheets for roof waterproofing. Determination of flexibility at low temperature
- BS EN 1296:2001 Flexible sheets for waterproofing. Bitumen, plastic and rubber sheets for roofing. Method of artificial ageing by long term exposure to elevated temperature
- BS EN 1297:2004 Flexible sheets for waterproofing. Bitumen, plastic and rubber sheets for roof waterproofing. Method of artificial ageing by long term exposure to the combination of UV radiation, elevated temperature and water
- BS EN 1928:2000 Flexible sheets for waterproofing. Bitumen, plastic and rubber sheets for roof waterproofing. Determination of watertightness
- BS EN 1993-1-1:2005+A1:2014 Eurocode 3. Design of steel structures - General rules and rules for buildings
- NA+A1:2014 to BS EN 1993-1-1:2005+A1:2014 UK National Annex to Eurocode 3. Design of steel structures - General rules and rules for buildings
- BS EN 1993-1-3:2006 Eurocode 3. Design of steel structures - General rules - Supplementary rules for cold-formed members and sheeting
- NA to BS EN 1993-1-3:2006 UK National Annex to Eurocode 3. Design of steel structures - General rules - Supplementary rules for cold-formed members and sheeting
- BS EN 1995-1-1:2004+A2:2014 Eurocode 5: Design of timber structures - General. Common rules and rules for buildings
- NA to BS EN 1995-1-1:2004+A2:2014 UK National Annex to Eurocode 5: Design of timber structures - General. Common rules and rules for buildings
- BS EN 12114:2000 Thermal performance of buildings. Air permeability of building components and building elements. Laboratory test methods
- BS EN 12310-1:2000 Flexible sheets for waterproofing. Determination of resistance to tearing (nail shank) - Bitumen sheets for roof waterproofing
- BS EN 12311-1:2000 Flexible sheets for waterproofing. Determination of tensile properties - Bitumen sheets for roof waterproofing
- BS EN 12316-2:2013 Flexible sheets for waterproofing. Determination of peel resistance of joints - Plastic and rubber sheets for roof waterproofing
- BS EN 13501-1:2018 Fire classification of construction products and building elements. Classification using data from reaction to fire tests
- BS EN 13859-2:2014 Flexible sheets for waterproofing. Definitions and characteristics of underlays - Underlays for walls
- BS EN 14081-1:2016+A1:2019 Timber structures. Strength graded structural timber with rectangular cross section - General requirements
- BS 5250:2021 Management of moisture in buildings. Code of practice
- BS 8000-0:2014+A1:2024 Workmanship on construction sites. Introduction and general principles
- BRE Report 262:2002 Thermal insulation: avoiding risks. Third edition

Remark - Apart from these sources, technical information and confidential reports have been assessed; any relevant documents are in the possession of Kiwa Ltd. and are kept in the Technical Assessment File of this Agrément. The Installation Manual for the Product may be subject to change; contact the Agrément holder for the clarification of revisions.

5 AMENDMENT HISTORY

Revision	Amendment description	Author	Approver	Date
-	First issue	G Peach	C Devine	November 2025

6 CONDITIONS OF USE

This Agrément may only be reproduced and distributed in its entirety.

Where a National Annex exists in respect of a BS EN (or other) standard, its use is deemed mandatory wherever the original standard is referenced.

Kiwa Ltd. has used due skill, care and attention in the preparation of this BDA Agrément®.

Whilst all due diligence has been used, no liability or warranty is extended by Kiwa Ltd.

The Agrément holder is responsible for advising Kiwa Ltd. immediately if there is a variation to the Product specification or constituent elements/components after initial publication of this BDA Agrément®.

For full terms and conditions, refer to Kiwa Ltd.